

# SEW A SCARF FOR YOURSELF OR YOUR FRIENDS

1


You need  
fabric&thread



Fabrics:  
jersey and knitted fabrics

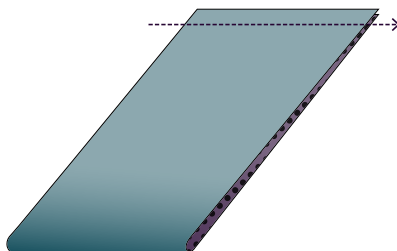
2

Fold fabric end to end  
with the good  
side on the inside



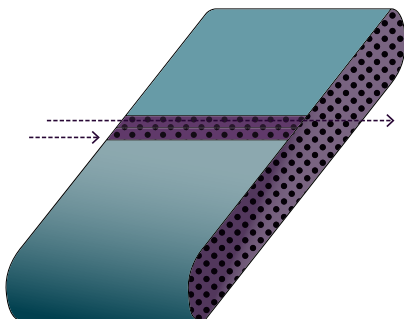
3

Use the sewing  
machine to sew  
the two ends together!



4

Iron the seam  
edges flat and  
pin them down, then sew



Tip:  
zigzag stitch  
is elastic

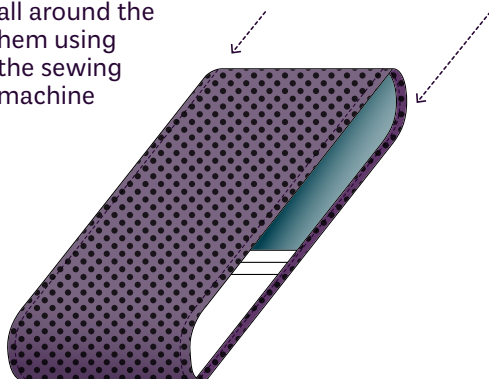
5

Turn inside  
out so that  
good side  
is in the outside.  
Hem both sides  
twice and pin.



6

Topstitch  
all around the  
hem using  
the sewing  
machine



7

Well done!  
The scarf  
is now finished

